



CONSTITUTION

Amended November 2006

shall be called the **COVENHAM WATER SKI**

The Club is to encourage the sport of water skiing in accordance with British Water Skiing rules and recommendations.

REQUIREMENTS FOR MEMBERSHIP

Members shall consist of fully subscribed boat owning members, their spouse (common-law spouse) and guests.

Only one person who is the registered owner

of a ski boat.

Members will not be allowed to launch a boat unless they have attended an induction with the Club or committee member and have received a copy of the rules and constitution.

The first year is a probationary period.

A register of all guests must be properly recorded, including number, date, name and address (for insurance purposes) before any activity commences. Register to be kept at the Clubhouse. If guests participate more than 6 times, they must become an Associate Member.

Members must register with the British Water Ski Federation.

(b) Associated members - unlimited number. Each member must be nominated by a boat owner who is prepared to use his boat for the benefit of such Associated Members. Once a person has become an associate they must pay a fee to join as an associate every year thereafter if they wish to continue using the facilities through the Club. The two-visit rule will no longer apply to an individual who has become an associate. It is the responsibility of the boat owning member to keep the associate(s) informed of club rules or changes to rules and inform them of any activities being held by the club or Covenham Sports Association and other members clubs (unless the associate supplies their own secretary with a current e-mail address).

(c) Associate Membership: If a guest is taking part in activities on the water and has not been signed in the signing in book, they will be asked not to return again until they have become an associate member.

8. Sport Equity is an integral part of sports development. To this end Covenham Water Ski Club will promote fairness in sport and ensure that equal opportunities exist for everybody regardless of age, gender, ethnicity or impairment subject to complying with the rules of British Water Skiing. Covenham Water Ski Club recognizes that inequalities exist in sport and will take action to overcome them so that everyone has an equal opportunity to take part within the Club.

9. Not to allow any person other than members of the Association and such other persons who may be permitted by the Constitution to use the premises or waters. (This is covered by our Members Agreement - guests may be allowed 6 times).

10. All persons using the waters for water sports must be a member of the Covenham Water Sports Association.

record is made, maintained and kept of the addresses of all such persons and at the of CWSA (Tenant) to produce such record or the Anglia Water (Landlord) for inspection. element of the Rent payable for each Review Period shall be the following:

- i. Water Ski Boat owning members:
£10
- ii. Associate/Social Members: £
3

R CANDIDATES AND ELECTION OF

ate for membership shall be proposed by per and seconded by another. Acceptance of ship shall be vested in the Committee. s and annual subscriptions will be nded by the Committee annually, and then the Clubs' Annual General Meeting.

/EXPULSIONS

may resign membership by giving to the etary notice in writing to that effect. Any ill be made at the discretion of the current .
not paying his/her subscriptions by a due y the Committee will be deemed to have

who launches a boat on Covenham without proving current insurance as required hout clearly displaying (on their windscreen) e stickers, obtained from the club secretary nmediately suspended from the club until they nded a disciplinary with the Committee

INSURANCE

15. a) Members wishing to retain membership of the must produce current insurance yearly - failure will result in the member being expelled from
- b) It is a condition of membership that all boaters insured at the owners' expense covering third party liability both to and from skiers, to a minimum of £2,000,000 in any one accident or series. In accordance with Annual General Meeting 15th 1994 members boat insurance should expire on 1st March on a yearly basis and incorporate Insurance Declaration Form. Members must ensure that their individual insurance policies cover all equipment

OFFICERS AND COMMITTEE

16. The entire management of the Club shall be delegated to a Committee consisting of the Chairman, Honorary Secretary, Honorary Treasurer and a minimum of three members. All Committee members shall be elected annually at the AGM. The Club Members voting at the Annual General Meeting can change the number of Committee members.
17. Should any of the elected officers resign or leave the committee, then within one month, a general meeting shall be called to elect a new officer. Other committee members, who leave, can have a replacement opted.
18. Committee meetings will be held at the discretion of the chairman. All such committee meetings shall be minuted and as a minimum, a written record shall be kept of agenda items and any actions / recommendations arising there from.
19. To enlist two Honorary Secretarial posts within the Club, Membership Secretary and Newsletter Editor (Agreed Nov 2003).
20. Committee members should attend meetings on

sis. If it is considered by the committee that a member is not attending on a regular basis they could be asked to resign their position on committee.

MEETINGS

General Meeting of the Club shall be held annually and at least ten days written notice thereof shall be given to every member.

Members desirous of moving a resolution at the next General Meeting shall give at least seven days written notice thereof to the Secretary. The membership, which will be the registered members or their spouse (common-law) spouse.

FEES

Membership fees and annual subscriptions shall be determined each year at the Annual General Meeting, following any recommendations put to the AGM by the Club Committee.

Annual subscriptions shall be paid by 31st December each year (unless prior agreement with the Secretary), any subscriptions received after this date may result in membership being cancelled and a place offered to the next person(s) on the waiting list.

BWS fees are charged in accordance with the rules set at the BWS AGM normally held in January. (Agreed Nov 2003)

From the present separate Membership Fees, Boat Owning Fee and AW Capitation Fee into one joint fee covering everything for all boat owning members. One fee for every boat-owning member. (Agreed Nov 2003) A concession fee for people on low incomes (for e.g. financial support) to half fee.

QUORUM

28. The Quorum at General Meetings shall be ten boat owning members. The Quorum at Committee Meetings shall be five members.

ALTERATION OF RULES

29. The Committee shall have the power to implement safety rules, which should be then passed to the next general meeting to be ratified at a General Meeting.

BREAKING OF RULES

30. All infringements of the rules shall be reported to the Honorary Secretary or committee member. A complaint received shall be fully investigated by the committee, and the person being complained of shall be given the opportunity to explain; if the complaint is upheld, a formal warning could be issued and a file by the Hon Secretary; or depending on the nature of the incident further action may be taken. All complaints that are upheld could result in the member being suspended or expelled from the Club and any subs forfeited should the committee

BRITISH WATER SKI

31. N/A

SKIING ACTIVITIES/TRAINING

32. All Skiing activities, including wakeboarding, kneeboarding etc. including all training, to be carried out under the rules agreed and laid down by the Club Committee, prior to commencement of a season.

eral Meeting of the Club, a resolution be
lling for
tion of the club, the secretary shall
ly convene a Special General Meeting of the
held not less than one month thereafter to
nd vote on the resolution.

Special General Meeting, the resolution is
at least two thirds of the full members
the meeting, the General Committee shall
, or at such date as shall have been specified
olution, proceed to realise the assets of the
discharge all debts and liabilities of the club.

event of Covenham Water Ski Club going
ation, becoming insolvent or being voluntarily
and dissolved by the club membership then
assets would be distributed as follows;

l assets within the Covenham Water Sports
n Buildings and Boundary at Covenham
would become the property of Covenham
orts Association.

ing all debts and liabilities of the club the
s shall not be paid or distributed amongst the
he club, but shall be given or transferred in
to C.W.S.A. with the provision that the assets
ursuit of water skiing at Covenham. In the
S.A no longer exists then in the second
ets should be given or transferred to the
specifically for the pursuit of water skiing in
area.

Committee Members 2010 Season

Chairman:- Paul Rickett 01472-312283

Secretaries:- Andy Germany 07789 373933

Treasurers:- Andy Germany 07789 373933

Committee Members:- Peter Coulson
Adam Collins

**COVENHAM WATER SKI CLUB and 12)
COVENHAM SAILING CLUB**

JOINT SAFETY RULES

The Ski Club, Sailing Club or CWSA are empowered to 13)
at any time and issue notices to this effect.

Present time are as follows, and relate to water-skiing,
windsurfing at Covenham Reservoir.

during the week, Monday to Friday, dawn to
is allocated on a shared basis between sail and ski
with using the water at the same time. Safe working 14)
has been agreed between CWSA Safety Officer
to Chairpersons/Commodore. This system was 15)
at the AGM's of the Ski Club, Sailing Club and CWSA.
to remain individual Club times. 16)
vehicles with or without boats and boat trailers) to
clockwise around car park in clockwise direction. Speed 17)
signs are displayed.

Prep area in front of building clear and one vehicle
in the box to prepare for reversing down the slipway or on 18)
slipway after retrieving a craft from the water.

Ensure disabled parking spaces and access is
clear at all times. 19)

When using the slipway for recovery/launching
in the water must have a designated person to act as 20)
All other persons must be warned before manoeuvre
leave off the slipway until accomplished.

At any time to be done without a second person
in the vehicle to assist in any part of the site.

Prep area immediately in front of gates until 21)
in action on slipway completed by previous person. 22)

Craft launching (dinghies) – not connected to vehicles : 8)
one of two people to move any boats around and launch.

Wheels to be removed from the slipway and stored
in a safe manner in the dinghy park or in the space adjacent to
gates. No trolleys to be left on the slipway.

10) Single handed sail boats to be rigged, head to wind of
any person, car or the building. Area in front of building
kept clear.

11) There should be no more than two dinghies on the slipway
any one time (one being put onto / off trolley at water's edge
one moving up / down the slipway .

Dinghies shall be launched, rigged and moved to the
appropriate jetty as soon as safe and practicable. It is
encouraged that help is offered to the crew of single
dinghies to ensure the launch / retrieval is safe and effective
(additional person to retrieve trolley whilst another man
along the jetty to rig and move off to mooring point/jetty
Small Safety Boats being launched/retrieved by manual
means:

No safety boats to be retrieved/launched with less than
adults in the case of the small safety boats. No person
be positioned level or behind the wheels at any time.

Wherever possible a vehicle with brakes, shall be used
to launch large Safety boats.

All boats and trailers must be clean from oil and grease
before launching

Slipway jetty to be Operational Area Only. Powered boats
non-powered boats to be kept on separate sides of the
All boats to move to designated jetties as soon as possible
powered boats to move at slow tick-over speed.

Skiers to start/land at designated start/landing jetty. (No
during sole ski club time when jetties re-designated (see
rule 55).

Training to be delivered at jetties away from operational
in the agreed designated area clearly marked by lines and
buoys permanently fixed.

A board showing these areas is to be positioned on
Clubhouse wall.

These designated separate areas are to be maintained
both clubs sharing the water. No sailor or windsurfer
intentionally sail into the skiers area under any circumstances

: Skiers to pass through sailing area at tick-over
speed in all cases, no exceptions.

Sole Club time will allow use of whole reservoir.

All members must wear adequate buoyancy aids or life jackets
the

Jetties and on the water as wet suits are insufficient for
of experienced windsurfers. Inexperienced windsurfers
windsurfers, and young people windsurfing should wear
buoyancy aid.

all powered boats to have a minimum level of competency. tested and proven.

Boats/guests to prove ability before allowed to use powered boats during joint time (or have qualified driver in the boat) and to carry an observer whenever possible.

Boats to be fitted and used by all powered boats. Ski boats to be fitted with a kill switch to automatically stop the engine if the helmsman leaves the boat. (40)

Nations Resolution No. 41) Ski Club Committee approved that activities should not take place beyond the restricted area i.e. in the Bird 41)

Boats to keep away from the tower area. 42)

Boats experiencing difficulties may drift into the Ski area. If an activity will cease until the sailor and equipment are recovered and removed from the area either by safety boat or the tower.

High performance sailing craft owners/Windsurfers have to make a decision on whether use is appropriate to a smaller area of water during training. During training, in high wind conditions High Performance craft may be restricted in number. 44)

Decision shall be a factor and safety officer of the day will have the final say. 45)

Activities to be carried out in designated area clearly marked with buoys and anchored markers with clearly visible flags. Boats to remain in specified areas unless returning to slipway for 46)

No canoe training allowed when powered craft in the main sailing area. 47)

The committee have the right to restrict the number of boats on the water at any one time. This right will only be used in the interest of safety. During joint water time usage agreed maximum of 49)

Boats on the water using the circuit at any one time. Activities to take place in an anti clockwise direction : exception 50)

Boats on the Slalom Course (by prior agreement with all other 51)

Boats (designated) to carry a horn / or flare (to be used to attract everybody's attention to stop activities during joint activity session will have an officer to monitor ALL boats who will have the power to stop all activities in the interest of safety. 53)

Boats to have a duty to advise of any obstructions or dangers to other boats. 54)

- 37) Windsurfers must operate buddy system without exception. No windsurfer to use the water unless a manned safety boat is on the water and is prepared to cover them during the activity.
- 38) During windsurfing the safety boat must be out of the water to the top of the slipway.
- 39) Observer of ski boat requested to keep a lookout for separated windsurfers who may have become separated from the main group of boards.
- Windsurfers to mount their boards when resting, more than 100m from other water users. The recognised "cross arm wave" to be used if rescue assistance is required.
- All dinghy sailors to be informed that the rules of the water apply to windsurfers, even when racing.
- Unmanned Sail boats should be anchored, or fixed to the shore securely to ensure the boats cannot drift into the ski area. Boats in operation to be notified of the situation- should it be necessary to remove sailors from their craft.
- 43) Specific times: **Sailability activities** Saturdays 10am to 12pm. No other boats powered or sail can approach the main jetty within the bottom of the slipway when a member of the disabled is being transferred to/from a boat, or leaving/ mounting a boat. Disabled participants to be accompanied by a "buddy" on the water.
- Disabled craft to be clearly identified and no craft will be closer than 3 boat lengths without the express permission of the "buddy".
- Disabled craft to remain a further distance away from the jetty buffer zone.
- Regarding Sail Training : the Sail Course Leader to supervise the sailing area.
- Trained staff to be used to deliver all training courses.
- Well maintained equipment and appropriate craft to be available for trainees.
- Radios to be used in all training activities
- Radios to be made available for inter group communication during joint time.
- During sailing training RYA & BCU training ratios will not be exceeded and if weather and other conditions require a change it shall be set by the SI and DI involved- safety is paramount.
- Trainee to DI = 6:1 Canoe trainees to CI 8:1 One Safety boat per training craft
- Safety boats will be handled by persons carrying a minimum of a Powerboat 2 certificate or equivalent during training.
- Ski training : area to be kept separate from recreation area.

s and skiers will use the right hand jetty for take off and the jetty for landing. No parking on the take off side of the right y. The take off side of the jetty to be used solely for take ing must be on other side of the take off jetty and other except in circumstances where no other parking space is)

n circumstances where jetties are designated otherwise. s already using the circuit will be given right of way. ng must not be carried out whilst on the water. rs will warn other boats of skiers and obstructions in the raising an arm aloft. s to be coiled up as soon as possible, and not tossed istern.

f ski boats must sit in seats at all times. allowed to follow skiers closer than 30 yards a considered ance.

ropping one ski are instructed to cast the ski in an area ly to cause obstruction to other boats., specifically not in an are the ski may drift into the sailors area. It is recommended 'cast off' ski is weighted at the heel, painted in red ant paint and has buoyant material on the toe, so that the ski ude from the water by at least 15 inches.

speed around the jetties must be kept at No Wake. Tick- /.

s must stay in the ski lanes at all times with the exception of iflatables when recommended to use the middle section. wing inflatables all members must ensure that their il insurance policies do not preclude use of such equipment, d to specifically include such use.

sh Water Ski Federation recommends the wearing of head n when using inflatables.

nts allowed to become water acclimatised but children ot be left unattended/unaccompanied at any time.

MBERS, SKI SAIL AND DIVE, must ensure they have n before commencement of activities. CWSA Signing in book

MBERS must ensure they have signed their guests name ress into the visitor's book.

embers guests ski more than 6 times they must become an e member and belong to the British Water Ski Federation.

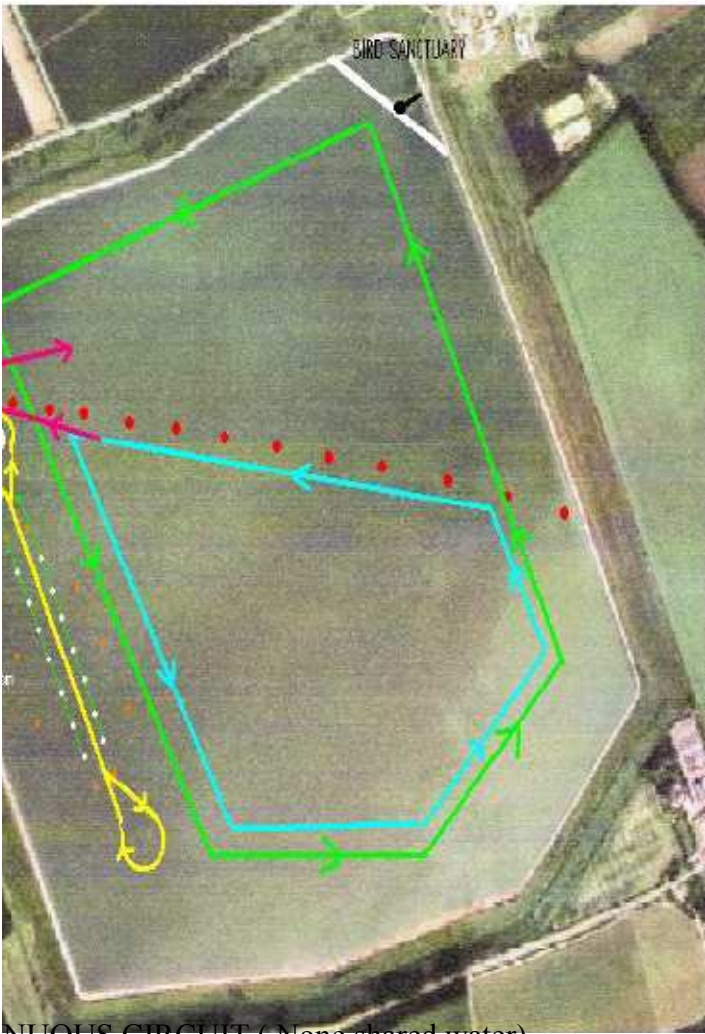
on up to the age of 21 can be classed as a family ski after that they must become a boat owning or associate

Family members using the ski boat must do so with the ning member/spouse present.

- 72) Family members under 14 years of age are not autho ski boat. Family members under 16 years of age may ski boat with competent adult qualified supervision in Family members (and boat-owning members) under to drive a ski boat unsupervised must hold the Ski Bo Award /International Certificate of Competence (SBD accreditation.
- 73) Personal Watercraft/Jet Bikes precluded from use on
- 74) Unleaded petrol only to be used. No other petrol grad
- 75) On leaving the Reservoir site, the ramp gates to be s to prevent unauthorised use.
- 76) Windsurfers intending to use the water and use the s grassed area should access through the boatyard, ta care of boat and people movements
With the above exception, no other vehicles are perm boatyard.
- 77) Ski boat usage : A drop off buoy (different colour) is t landing during joint water time as "at the jetty" landing unsafe and a hazard during joint time.

ALL MEMBERS SHOULD BE INFORMED AND INSTRUCTED OF THE CONSEQUENCES OF NON COMPLIANCE WITH ABOVE RULES.
COVENHAM WATER SPORTS ASSOCIATION, CO SKI CLUB AND COVENHAM SAILING CLUB CANN ACCEPT ANY RESPONSIBILITY FOR PERSONAL OR DAMAGE TO PROPERTY ARISING OUT OF AN ACCIDENTS OCCURRING WHILST CARRYING OU ACTIVITIES AS A MEMBER OF THAT CLUB.

(Amended 3.3.04 YK)




CONTINUOUS CIRCUIT (None shared water)

CONTINUOUS CIRCUIT (Shared water))

WATER TOWER (when permitted)

STAFF POINTS



SECURITY CODES

Will be issued separately

These recommendations are accepted and scrupulously followed and may be enjoyed by all without danger to participants or spectators.

A person being towed as part of the water skiing

is like to be known as **riders** but for the purpose of this document

is referred to as "Skiers" to avoid confusion with riders on a bicycle.

A vehicle used to tow a skier.

"Towed" means any other towed water sport as shown

There are many forms and not all water skiers are towed by

They normally be towed by a boat; personal watercraft are also used for tow. British Water Ski does not differentiate between different forms of towing "vehicles". The same rules apply for the driver of the vehicle, no matter what the towing "vehicle" the skier is using. See Safety Recommendations at all times.

Activities

Activities are all considered to be part of the water skiing:-

"Water skiing" includes any activity associated with the sport and

1 or 2 skis or 1 ski;

British Water Ski has also taken responsibility for producing safety recommendations for activities that are not "technically" water skiing, such as

Biscuits

Sausages

Bananas

All of which are covered by the recommendations for towing Inflatable Equipment.

M:Recommendations & Codes of Practice
2003.doc

Cable Tow water skiing

British Water Ski has published a separate Code of Practice for Cable Tow Water Skiing. Also available is the Operator's Manual for Cable Tow Water Skiing. Copies available from the British Water Ski office.

Driver Qualifications – Ski Boat Driver Award

1. British Water Ski strongly recommends that all water ski boat drivers should hold the British Water Ski Ski Boat Driver Award (SBDA). This voluntary certificate of competence can be gained via courses and tests at Centres throughout the country. Details of your nearest Centre can be obtained from the British Water Ski office.

2. British Water Ski recommends that all water ski boat drivers, ably and in charge* of a water ski boat on **public** waters (the sea, estuaries, rivers and inland waters with a public right of navigation) should be in possession of the SBDA. *Novice drivers and drivers in training for the SBDA should be permitted to drive a water ski boat if a qualified driver holding a SBDA, is aboard and supervising the activity.

3. In the interests of safety, improved awareness, and the reduction of conflict with other activities, British Water Ski recommends, where possible, that an SBDA is held by all water ski boat drivers. Water Ski Clubs and Associations, Local and Harbour Authorities are asked to make this a **requirement** for all Ski boat drivers, operating in areas of water under their authority or supervision.

The Ski Boat Driver Candidates Manual contains a whole host of useful information on safe boat driving for all forms of water skiing. Copies of the SBDA Manual are available from British Water Ski at a cost of £1. Candidates who take the SBDA tests are provided with a Manual free of charge.

Ski Safety Recommendations

...; PWC's and power boats towing water skiers, on enclosed sites where more than one water ski boat times whilst towing be occupied by two competent the driver to concentrate on navigation and the the second person is responsible for watching the signals to the driver.

...s and water ski clubs on enclosed waters, where only operates at any time and help can be summoned at able and safe for

...ch to drive for water skiing without a second person

...s are strongly advised to carry out a risk assessment, second person in the boat where there is any boat or activity using the water area at the same

...s shall be operated in a careful and prudent

...from persons and property so as not to endanger the property of any person.

...a skier from the period of one hour after sunset to one

...t the rule shall not apply to boats used in duly and coaching sessions, ski tournaments, competitions,

...manipulate any vessel or tow rope by which the course of skiers may be influenced in such a way as to cause t.

... & Codes of Practice

...erate a boat or water ski in a reckless or negligent

...ng a boat towing a skier shall allow any person to ride

...of the vessel while underway.

...n the sea or other large expanse of water, the skier

...ng boat must carry a life buoy or other approved life recommended that all boats carry fire extinguishers over be lifted for a short period after refuelling.

...place from a public beach or other area where water users are present, one experienced person

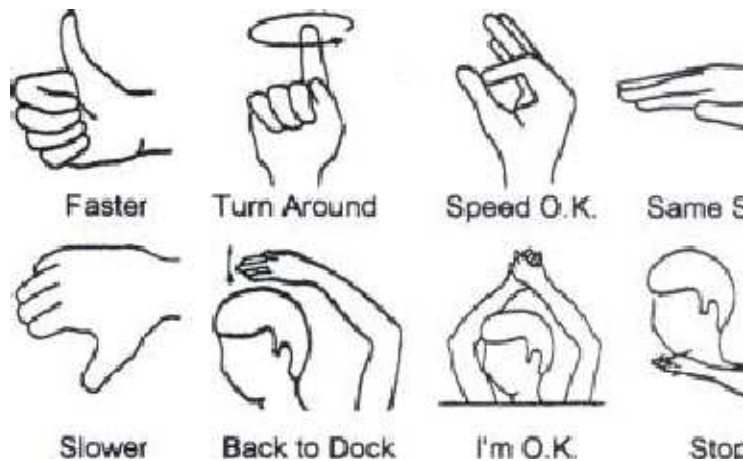
shall be in charge of skiing operations and assume responsibility that all necessary safety precautions are rigidly observed. Take of landing points shall be clearly marked and buoys, ropes or guard used to indicate these approach areas to other water users, and a watch kept to ensure that swimmers in particular do not enter the area. Apart from take off and landing operations, all normal skiing carried out away from the shore at a safe distance beyond areas of swimmers, pedalos and similar craft.

10. No person shall operate a boat towing a skier within a water area which has been clearly marked by buoys or some other distinguishing device, as a bathing or otherwise restricted area provided that this shall not apply in case of emergency.

11. Where water skiing takes place on areas of water where rowing and canoeing also take place, wash from ski boats can seriously disturb activity. In the worst cases wash can swamp or even sink canoes and rowing boats. Water ski boat drivers shall stop their boat and allow rowers and canoeists to pass by with no wash. All water skiers are to "Give one minute of their time to make friends and allow other water users to enjoy their activity".

12. Wherever practicable water ski boats, operating within a speed limit area or in any area close to other craft, are recommended to proceed at NO WAKE speed.

13. REMEMBER Water Ski Zones and the removal of speed limits were created to enable ALL water skiers to enjoy the sport. Water skiers must use all water ski zones with respect for both the environment and other users of the area. Water skiers should conduct themselves, at all times, in such a way that that all water skiers will be welcomed back for years to come.



M:Recommendations & Codes of Practice
2003.doc

WAYS be confident in the water and always wear a
st and a wetsuit or drysuit. If you cannot swim make
nd/or your instructor know this. *A buoyancy aid need*
etent trick skiers who can swim. Competent means
y 240 trick points.

ved signals between skier and observer and driver
erver know you are OK after a fall
water ahead of you at all times.

equipment is safe, wing nuts, loose binding, splinters

solid obstacles - jetties, boats, mooring buoys, rocks,

y the handle on falling.

proved life jacket and helmet when jumping

rene shorts when jumping – learners advised to wear

ive jewellery that the rope might catch on

forwards - sit down, or if falling sideways, curl

quickly

o the driver until the rope is taut and your ski tips are

ound any part of your body (fingers, hand or foot)

rt of the body through the handle (neck, arm or leg)

/ water.

ahead of, or to the side of another boat.

: landing directly towards the shore - sit down if

own waters.

i boat whilst it is moving.

ys wear neoprene shorts

mpetent observer in the

skier.

: skier's signal and his ski tips above the water before

of other boats and

g in restricted waters stop and allow canoeists and

ly swamped) to pass. You can make friends doing

ALWAYS BE AWARE you have a long rope behind you that should
recovered as soon as possible and before you pick up your fallen
the skier is not injured and not in danger.

ALWAYS make sure observer understands water ski signals.

ALWAYS give the skier a smooth and steady pull on take off.

ALWAYS shut off your motor before taking aboard a skier.

ALWAYS return immediately to pick up the skier

ALWAYS carry an extra life jacket in the boat.

DO NOT turn sharply and put the skier in the water or on the whip
gradual wide turns are the rule.

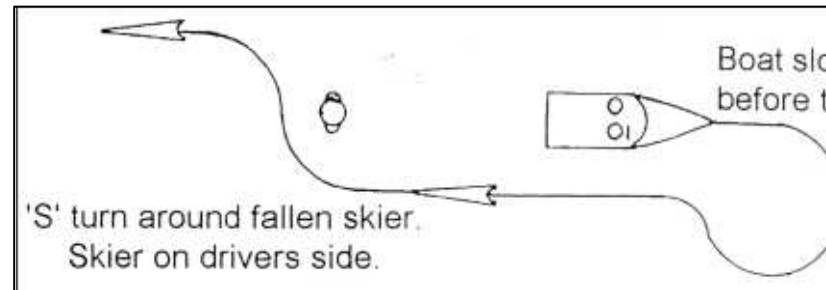
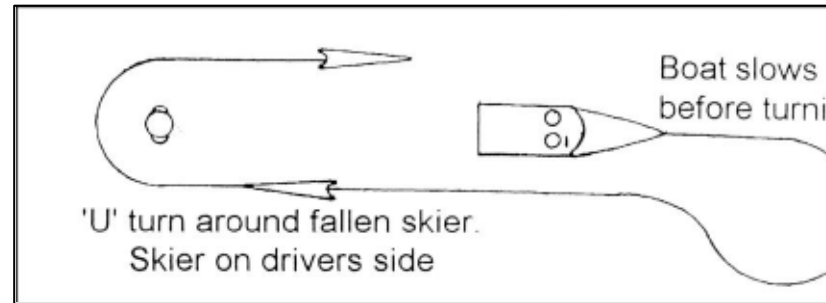
DO NOT take the skier aboard without shutting off the engine first

DO NOT drive the boat through swimming or restricted areas.

DO NOT operate boat sitting on the side, sit in the seat.

NEVER put the boat into reverse when a skier is in the water

Diagram for Recovering a Fallen Skier



's Abridged International Maritime Use in Crowded Waters

r boundaries must be adhered to at ALL TIMES.
nes, where ever possible, operate your water ski boat
d. Typically an 18-20ft. water ski boat creates the
out 10-12mph. It should be noted that the
ions for the Prevention of Collisions at Sea apply to
high seas and in all waters connected therewith
ng vessels. Based Upon: The Merchant Shipping
(Prevention of Collisions) Regulations 1989
(1989 No.1798) as amended by S.I. 1991 No.638.
Apply the International Regulations for the Prevention
972 (as amended) to UK shipping.

meeting head on shall alter course to "starboard".
crossing: the vessel which has the other on her
way.
vessels: the speed boat shall give way.
course and speed: the vessel with the right of way shall
speed.
y shall keep well clear of an overtaken vessel.
channels: every speed boat shall. When it is safe and
that side of the fairway (e.g. entrance to harbour)
board side.
launched from slipways must proceed directly to sea
rming up or exercising in harbours will be permitted.
nd carriages must be removed from slipways and
tely after launching
n is directed to keep out of the way of another vessel
take early and substantial action to keep well clear.
to avoid collision shall, If the circumstances permit,
ample time, and with the observance of good
sary to avoid collision or allow more time to assess
l shall slacken her speed or take all way off by
her means of propulsion. (re: rules 9,10 and 11,
uded at the express wish of the Ministry of Transport
that they will
rs used by water ski clubs. However, we can see that
il circumstances which might arise and made the
particular rules essential).
sels shall In general keep out of the way of vessels
owever a vessel engaged in fishing shall not impede
essel navigating within a narrow channel or fairway. A

vessel of less than 20 metres length shall not impede the passage
vessel which can navigate safely only within a narrow channel or r
12. Special circumstances; in construing and complying with these
due regard shall be had to all dangers of navigation and collision a
any special circumstances, including the limitations of the vessels
Involved, which may make a departure from these rules
necessary to avoid immediate danger.
13. Nothing in these rules shall interfere with the operation of spec
made by an appropriate authority for estuaries, harbours, rivers, la
inland waterways connected with the high seas and navigable by
going vessels.

SOUND SIGNALS

- 1 Short Blast Altering Course to Starboard (Right)
- 2 Short Blasts Altering Course to Port (Left)
- 3 Short Blasts Going Astern

Towing Inflatable Equipment

British Water Ski has no responsibility for anything to do with infla
equipment. Nevertheless ski boats are usually used to tow such
equipment and often the drivers involved are quite inexperienced
prudent in these Safety Recommendations for drivers to be made
the hazards involved. Inflatable equipment includes a variety of de
including "Ringos", "tubes", "Biscuits", "Sausages", "Bananas", "SI
and many other trade names. They are all designed to carry at lea
rider and usually more while being towed along the water. The rid
no control of the path of the equipment and it must be clearly unde
that the boat driver determines what happens to the equipment. F
example when the boat turns sharply the equipment will slide acro
water in a manner described as "on the whip". If the boat is driven
or over water that is too rough, the equipment may dive into the w
capsize. Many serious accidents have occurred because riders of
inflatable equipment have been sent into
collision with other boats, jetties, or shore banks when drivers do
sufficient turning room. Other accidents have occurred from riders
thrown out at excessive speed. All riders of inflatable devices are
to wear protective helmets. Serious injuries have occurred when
unprotected heads have banged together during falls.

Safety Recommendations for Inflatable Equipment THE BOAT DRIVER

1. Always follow the manufacturers recommendations.
2. Do not overload equipment with riders.
3. Check that your boat insurance covers inflatable equipment.
4. Always have an observer.
5. Tow in straight lines with wide turns.

les on the “whip”.
eed on turns.
the rider out.
ar a ski vest (buoyancy aid).
atable over a jump or through a slalom course.
atable within a tow ropes distance of any solid object.
line of the type recommended by the manufacturers
s clear of floating debris.
ules allow towed inflatables on the water.
atable over the wash of other boats.
atable with an unaccompanied small child.
ole is in good repair, including the ropes and towing

er knows British Water Ski aural and hand signals.
t tow if a rider falls.
cedures for crowded waters.
a fallen rider on the drivers side.
gine before boarding riders from the water.
r until the rider shouts “hit it”.
other boats and other water users.
atable at night.
atable in shallow water.

ABLE EQUIPMENT

oyancy aid).
ion.
other riders overboard.
steer an inflatable.
r Ski standard hand and aural signals.
abandon an inflatable during a tow.
ving rope.
part of your body to an inflatable.
e, put your hands in the air to indicate “OK”.
: until the rope is taught and all riders are prepared.
latable unless you can swim.

Ski
Purpose & Environmental

port and members is:-

r needs and aspirations in accordance with their
riately, effectively and professionally.

ngthen and expand the sport of water skiing to
ardless of status, physical disability, race colour

r social background.

icipation and personal excellence impartially

t.

e effectively at all levels within and without the

rive to develop, promote and educationally
best water ski practice' to all water skiers.

overning Body of Water Skiing to promote safety

l registration for all powered water ski craft

l boat driving qualifications for water ski craft

ory third party insurance cover for all powered
water skiing

MENTAL COMMITMENT

- In appreciation of the role the BWSF may play in envi
conservation issues relating to water based recreationa
sport we commit ourselves:-

•

•

•

•

•

•

•

•

•

of consultation in preference to confrontation
ntal and conservation issues affecting water

and maintaining liaison at a National level in the
water skiing in the United Kingdom, with
d conservation agencies.

of sporting and environmental interests may be
promotion of a site specific 'Management
ugh consultation.

of BWSF members in positive environmental
al 'good practice'.

ate, publish and communicate existing
'Codes of Conduct' to all BWSF members.
ve recruitment policy towards non BWSF water

establishment of BWSF Affiliated Clubs on all
ere water skiing is, or may be, undertaken.
ough design of use, the manufacturers of
engines, to pursue a reduction of noise, wash

duce and facilitate within BWSF membership
se testing.

n and affiliation by our Clubs and Regions to
agencies in creation of mutual understanding.

***WATER SKI - THE GUARDIANS OF A CARING
SPORT***



ing, you get the chance to show off not only to your friends but also to the
kers.

ly judged freeriding routine. Contestants may perform any manoeuvres
they wish. The boat will travel in a straight path on the lake in each
second pass, riders will be given a double-up in the direction of their
s the option of adding a double-up following the first pass. The double-up
l in the qualification round of competition. There are no predetermined
o attack sheets. Riders are judged on the difficulty and proficiency of the
they are going, variety of moves performed, and on the creativity and

oints can be earned for the routine. Style points will be awarded at each
their impressions of the entire routine. Everything you do on the water
re the contestants in each of the following categories:

1.5
e level of technical difficulty and perfection of each manoeuvre performed,
ompletion of the entire run with a minimum of falls.

performance to which each manoeuvre was performed in terms of how big
the overall performance of the run.

the overall composition of the run in terms of rider's ability to perform a
flowing, creative sequence.

e level of technical difficulty and perfection of each manoeuvre performed,
ompletion of the entire run with a minimum of falls.

degree of performance to which each manoeuvre was performed in terms
, as well as the overall performance of the run.

ffects the overall composition of the run in terms of rider's ability to
:uvres in a flowing, creative sequence.

ere are 10 extra points available to reflect the ability of the rider on the

Jumping

In this event the skier passes over a ramp (6' for men and 5' for women) lands on one ski through a set course. Each skier has three attempts at the ramp. The idea is to get as far as possible to the side of the boat and cut as late as possible at the ramp to get maximum speed and then spring off the top of the ramp. All that matters is the distance and the style used to achieve that distance.

Overall after all three events are completed the results from each are combined using a special calculating method, to give an overall result.



Original form of water skiing, from which all other forms have been developed. Today, a highly developed piece of technical equipment these days - used for fun, a lot of fun actually, or in real competition, which of course is also for fun. Tournament water ski has become one of the world's leading water sports. Competitive sport enjoyed by men and women, of all ages in the five

Water ski divides into three events: slalom, tricks and jumping with a slalom overall winner.

In the first event, the skier passes through a line of boat buoys at a speed of 58 kph (36 mph) for men and 50 kph (31 mph) for women. The skier has to enter through the first set of gate buoys and then ski alternately, exiting through the last set of gate buoys. Once this has been done, the line is shortened to make the next pass more difficult. The line gets shorter and shorter until the skier gets wet! In fact the line gets so short that the distance from the skier to the buoy goes round is less than the rope length. To score one buoy the skier must round the buoy before he gets to the boats wake. If he rounds the buoy and falls before he gets to the buoy. If he gets outside the buoy but fails to round it then he scores zero. For the pass he must round all six buoys before being allowed to continue to the next pass.

In the second passes in which he has the freedom to complete as many tricks as possible. Tricks range from simple 180 degree turns on the surface of the water to a variety of aerial stunts. Points awarded for each trick are based on the difficulty of that trick. The skier can also perform a "reverse" trick.

The speed is much slower than for slalom, around 18 - 20 mph and each skier chooses the speed. The judge has to decide for each trick whether it was performed to the rules and in

barefoot



s place on a traditional water-skiing slalom course of six turn
tion of another six buoys positioned three metres inside the

for the kneeboarder to pass round six buoys, either inners or
exiting the end gate of the course. In kneeboard slalom the
al but will score additional points if used. If the competitor
misses the exit gate the event is over for him. In any case he is
four successful passes through the course. The slalom line is 23
ns the same shortenings to 18.25m, 16m, 14.25m, 13m and so
slalom.

as many different tricks as possible during two twenty second
a. Any trick will only be counted once. Tricks are performed on
r and in the air where lift has been achieved by using the boat
ouncing on the surface of the water. The competitor establishes
and line length that is usually between 26 and 35 kph and a line
a fall occurs during the first pass the competitor is allowed to
d pass but a second pass fall brings the event to an end.

board competitions and fifteen or over you will go into the
men's. Any younger and Junior 2 is for you. Where you end up
ls on your age and your position in the standings list at the end
n virage from side to side across the boat wakes and do a
cks on the water surface you are good enough to start.



Use the boom, ski shoes and a good coach / driver and you'll be 'footing
25mph in no time. Starting on your back, sitting up and gently placing yo
water are the ingredients, which make up the art of learning to barefoot.
around the rear will help in the early stages too!

Next you're on the handle or the boom, then the real exhilarating experi
behind the boat! Tumble turns, toe holds and barefooting backwards are
want to aim for. Once you're competent enough, you can begin to enter
There are three competitive events:

Slalom

Here the skier crosses the wake of the boat as many times as possible in
passes. This can be done skiing forwards or backwards, on
one or two feet.

Tricks

In tricks the skier has to perform as many tricks as possible within two 1
passes. Tricks can vary from simple one foot tricks through to complicated
turns.

Jump

Barefooters use a small ramp, which is 18" high. The skier passes over th
and skis away through a measured course. You do however, need to gain
competence before you are able to enter the jump competition. It's a dis
for the expert and it should not be attempted without expert coaching.

Weil's Disease?

ospirosis)

*Infection carried in rats urine which contaminates water
streams and rivers. The disease which is notifiable is serious
dysentery. Symptoms start 3 to 19 days after exposure to
contaminated water that may have weils disease and ask
for a test to be carried out*

A few sensible precautions

Use waterproof plasters or gloves all scratches, cuts, sores and
disinfect any wounds as soon as possible if they occur
abroad.

Wash hands or cover food with a wrapper before you eat.

Do not drink water from the tap and do not brush your teeth
or wash your face with river water and do not put your
fishing line in the mouth.

Do not touch dead animal especially rats.

Do not use groundbait or bait on the bankside.

ALWAYS TAKE YOUR RUBBISH HOME

An attack of Weil's Disease resembles a cold or flu in the
early stages. The incubation period is from 3 to 19 days
Early Symptoms are: Fever, Muscular aches and pains, loss of
appetite, nausea when lying down.

- Later Symptoms may include: Bruising of the skin, Sores, Nose bleeds, Jaundice.

- *The fever lasts for approximately five days, then a significant
deterioration follows.*

-

If untreated, Weil's Disease can be serious and become FATAL

If you become ill a few days after a caving trip, and you have any of the

It is very important to contact your doctor as soon as possible.
If you suspect Weil's Disease, as many of them do
flu-like symptoms without a helpful hint. Treatment with
antibiotics should be started rapidly after symptoms develop. A blood
test can determine the presence of Weil's Disease, the Public Health
advice is that the test should perform an ELISA test for Leptospirosis. If
you are a doctor, and the local PHL cannot perform an ELISA test, the
test should be sent to: The Leptospirosis Reference Unit, Public Health
England, Hereford HR1 2ER. Telephone 0432 277707. This
information is for use only, by the doctor or PHL staff only.

It is a notifiable illness in the UK and it is essential to disclose a
local Public Health office, who will need to know where
the patient lives.